

# MTF 7/8/9 Series

Non Contacting Pedal Assembly - IP 67 Sealed and EMI Resistant



## Typical applications

Accelerator pedal for electronic throttle control systems.

## Features

**Output:** Single/dual analog, PWM,  
CAN bus SAE J1939

**Switch:** Single digital

**Hysteresis:** Dual load/return force  
generation in compliance with FMVSS  
124

**Compact size.**

**Weight:** Approx. 800 g

**Connector:** Standard: AMP J-series.  
Option: Delphi, Deutch, Packard  
weather seal or as requested.



## General specifications

**Life:** 10 M cycles at full travel.

### Electronics:

- Seal integrity: IP 67
- ESD: According to IEC 61000-4-2
- EMS: Per ISO 11452-2 (2004E)
- Input voltage: 5 Vdc (12/24/48/72 on request)
- Output signals:
  - Analog output 0.5 - 4.5 Vdc
  - Digital output Vbatt 12/24 Vdc
  - PWM 5-95 % duty cycle

### Mechanical:

- Pedal travel: 17.5° +/- 2°
- Pedal force: initial load 9 N min, full throttle 33 N max. Measured at a point of 150 mm from the pedal pivot axis.
- End-break: 160 kgf +/- 5 kgf

### Environment:

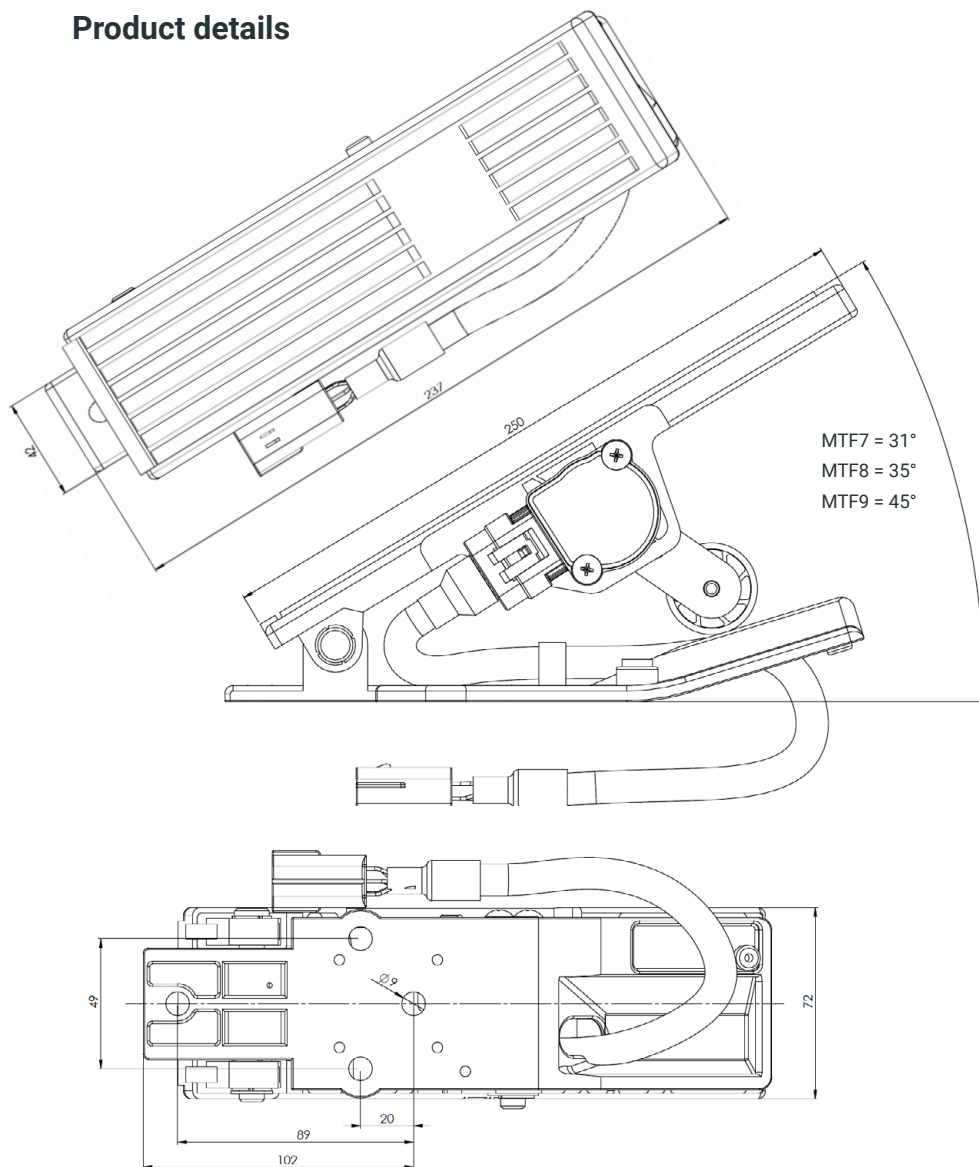
- Operation temp: -40 - +85°C
- Storage temp: -40 - +105°C
- Vibration: Subject to broadband random vibration between 20 and 2000 Hz for 20 hrs in all 3 axis
- Shock: After exposed to acceleration 20 G for 11 ms
- Salt fog: After exposed to salt fog 96 hours (JIS Z2371)
- Impact: Free drop onto a smooth concrete floor from a height of one meter, a total of 6 times

# MTF 7/8/9 Series

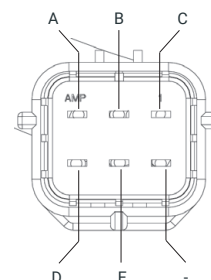

Non Contacting Pedal Assembly - IP 67 Sealed and EMI Resistant



## Product details



MTF7 = 31°  
MTF8 = 35°  
MTF9 = 45°



Position	Description	Color
A	Power Input	Red
B	Pedal signal output	Green
C	Ground (signal)	Black
D	Switch Common	Yellow
E	FS3 (IVS3), NO	Blue
-	-	-

## Ordering information, standard types

Type	Pedal angle	Output	Part-no.
MTF 7	31°	1 analog + 1 digital	120010MTF700
MTF 7	31°	2 x analog	120010MTF710
MTF 7	31°	PWM	120010MTF720
MTF 7	31°	CAN-bus J1939	120010MTF730
MTF 8	35°	1 analog + 1 digital	120010MTF800
MTF 8	35°	2 x analog	120010MTF810
MTF 8	35°	PWM	120010MTF820
MTF 8	35°	CAN-bus J1939	120010MTF830

Type	Pedal angle	Output	Part-no.
MTF 9	45°	1 analog + 1 digital	120010MTF900
MTF 9	45°	2 x analog	120010MTF900
MTF 9	45°	PWM	120010MTF920
MTF 9	45°	CAN-bus J1939	120010MTF930