

MTS 7 Series

Non Contacting Pedal Assembly - IP 67 Sealed and EMI Resistant



Typical applications

Accelerator pedal for electronic throttle control systems.

Features

Output: Single/dual analog, PWM, CAN bus SAE J1939

Integrated sensor: Detachable

Switch: Single digital

Hysteresis: Dual load/return force generation in compliance with FMVSS 124

Connector: Standard: AMP J-series.

Option: Delphi, Deutch, Packard weather seal or as requested.



General specifications

Life: 10 M cycles at full travel.

Electronics:

- Seal integrity: IP 67
- ESD: According to IEC 61000-4-2
- EMS: Per ISO 11452-2 (2004E)
- Input voltage: 5 Vdc (12/24/48/80 on request)
- Output signals:
 - Analog output 0.5 - 4.5 Vdc
 - Digital output Vbatt 12/24 Vdc
 - PWM 5-95 % duty cycle

Mechanical:

- Pedal travel: 20° +/- 2°
- Pedal force: initial load 16 N min, full throttle 30 N max.
- End-break: 160 kgf +/- 5 kgf

Environment:

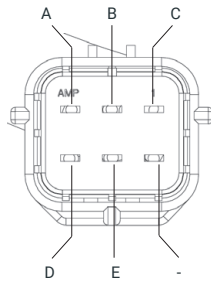
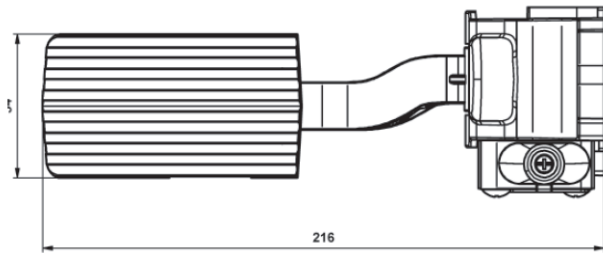
- Operation temp: -40 - +85°C
- Storage temp: -40- + 105°C
- Vibration: Subject to broadband random vibration between 20 and 2000 Hz for 20 hrs in all 3 axis
- Shock: After exposed to acceleration 20 G for 11 ms
- Salt fog: After exposed to salt fog 96 hours (JIS Z2371)
- Impact: Free drop onto a smooth concrete floor from a height of one meter, a total of 6 times

MTS 7 Series

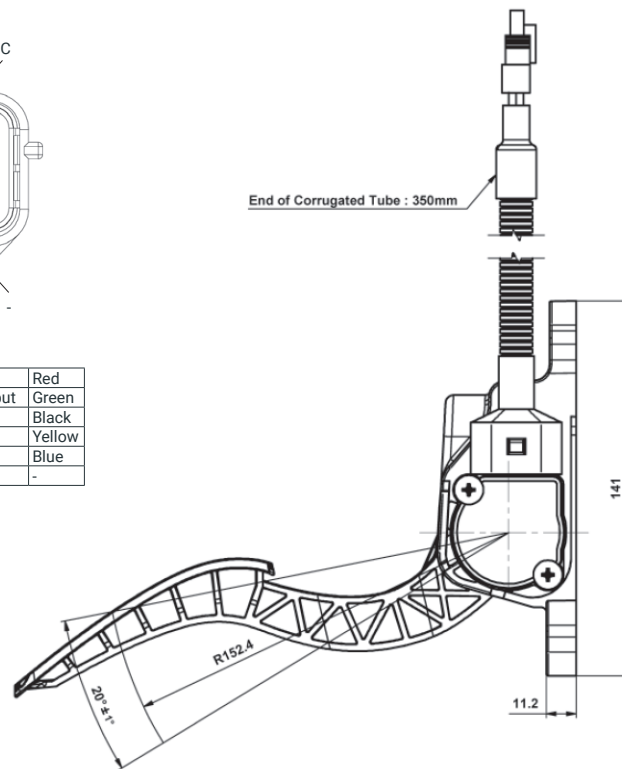
Non Contacting Pedal Assembly - IP 67 Sealed and EMI Resistant



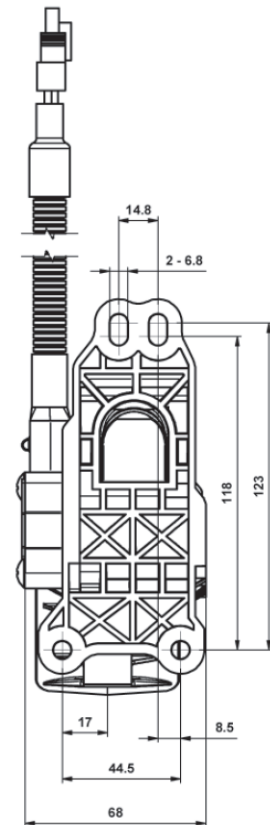
Product details



A	Power Input	Red
B	Pedal signal output	Green
C	Ground (signal)	Black
D	Switch Common	Yellow
E	FS3 (IVS3), NO	Blue
-	-	-



End of Corrugated Tube : 350mm



Ordering information, standard types

Type	Output	Part-no.
MTS 7	1 analog + 1 digital	120015MTS700
MTS 7	2 x analog	120015MTS710
MTS 7	PWM	120015MTS720
MTS 7	CAN-bus J1939	120015MTS730